

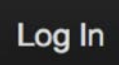





Registering for Child's Play Preschool

The Cave Creek Unified School District transitioned to a new registration system for our Community Education programs called Eleyo. This sheet will walk you through the process for registering a student for Child's Play Preschool.


Log in and Register

Please allow 15 minutes to complete the full registration process in order to save your contract request. There is no option to save and complete at a later date or time.

1. Browse to <https://cavecreek.ce.eleyo.com> and login with your email address and password by selecting the Log In button . (TIP: Use the Forgot Password link to initiate a set-password email if you cannot remember your password.)
2. Point to *Explore all Programs, Child's Play Preschool*, and select *Registration*.
3. Select your child's name from the left column, then select .
4. Enter your child's emergency contacts and .
5. Select the *Show More* to read our refund policies and procedures, then select the location your child should attend preschool class.
6. Select the days of the week of the class you prefer.

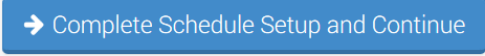
 **Select Days of the Week by Section**

Black Mountain Elementary Preschool - Preschool Registration
🕒 9:10 am - 3:10 pm

 Choose Days of the Week * All None Invert

Mon	Tue	Wed	Thu	Fri
<input type="checkbox"/>	<input checked="" type="checkbox"/>	<input type="checkbox"/>	<input checked="" type="checkbox"/>	<input type="checkbox"/>

You may select either: 2, 3 or 5 days of the week.

 or [cancel](#)

7. Continue through the registration questions and select *Complete Questions and Continue*.
8. Enter your payment method for the registration fee and deposit.

Save Payment Method Information

Your payment method information is for any up-front registration fees or deposits.

Your payment method information is stored securely and **will not** be charged until after our staff has reviewed and approved your registration.

NOTE: If you have already paid the registration fee, you will not be charged again.
If you would like to enroll in Auto-Pay to avoid late payments, select *Enroll In AutoPay* before submitting your contract request.

You will receive an email letting you know our staff will review and approve your pending contract.

You will receive a 2nd email confirming the approved schedule along with a payment receipt for any registration fee and/or deposits that were charged during approval.